

PRO SERIES ALUMINUM FENCING OVERVIEW

DRAW OUT YOUR FENCE PLANS

SCALE: 1 SQUARE = _____

HELPFUL ORDERING INFORMATION:

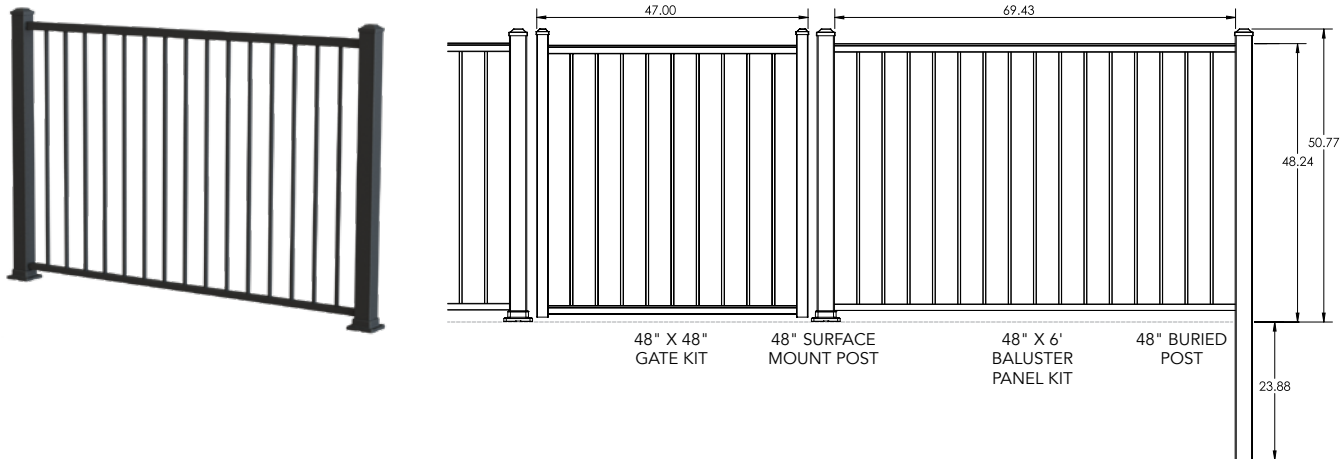
1. Fence panel kits include attachment clips and screws. If panels are cut and two pieces are used for installation, a Fence Panel Attach Kit must be purchased separately.
2. Anchors and fasteners to secure posts to surfaces are **NOT INCLUDED** in kits.
3. Maximum post spacing is 6ft on center.

IMPORTANT NOTES:

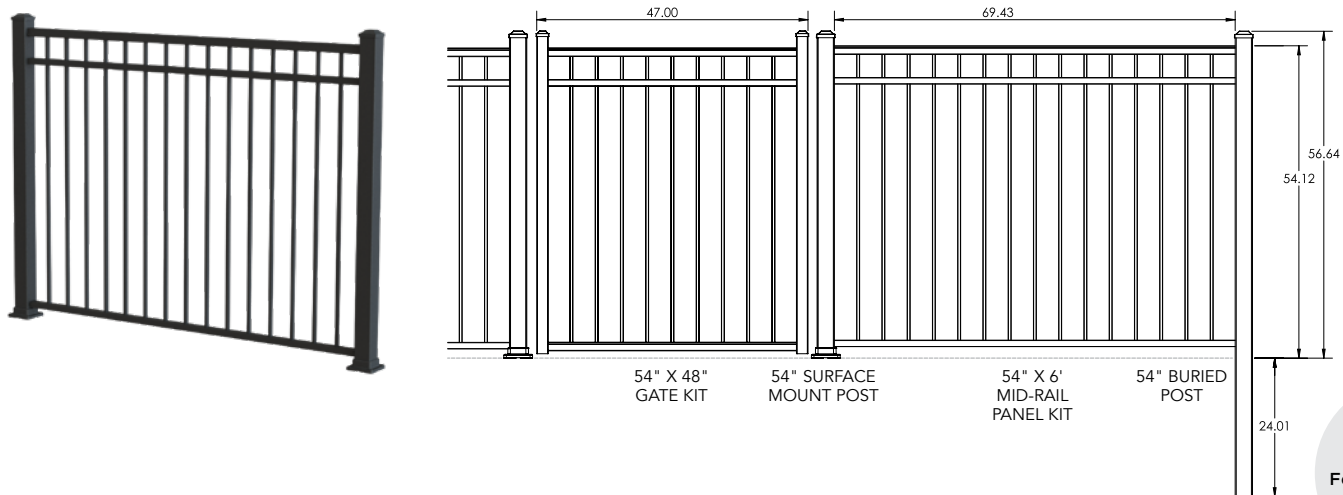
- Actual fence panel widths: 6ft Panels = 69.43in.
- 3in posts are required to reach 6ft lengths.
- Fence Panels are slightly adjustable and will accommodate sloped ground surfaces up to an 8° angle, but will reduce the distance allowed between posts. CAUTION: Over adjusting panels will cause loose and rattling pickets.
- 45° fence angles require 22.5° clips applied to each side of the post. The 22.5° clip kit is sold **SEPARATELY**.
- Prior to construction, check with your local regulatory agency for special code requirements in your area and obtain all required building permits. Always ensure there is proper blocking or footings under each post as per installation instructions. Read installation instructions and view installation videos to get a complete understanding of how Williams Pro Series Fencing is assembled.

PRO SERIES ALUMINUM FENCING PLANNER

PRO SERIES 48IN H FENCE SYSTEM



PRO SERIES 54IN H MID-RAIL FENCE SYSTEM



All Pro Series Aluminum Fencing Products are Special Order

BLACK

QTY	ITEMS NEEDED	SKU
<input type="checkbox"/>	48in H x 6ft W Fence Panel	1716806
<input type="checkbox"/>	48in H Surface Mount Post Kit	1716809
<input type="checkbox"/>	48in H Buried Post Kit	1716812
<input type="checkbox"/>	48in H Fence Gate Kit	1716810
<input type="checkbox"/>	54in x 6ft Mid-Rail Fence Panel	1716807
<input type="checkbox"/>	54in H Surface Mount Post Kit	1716815
<input type="checkbox"/>	54in H Buried Post Kit	1716811
<input type="checkbox"/>	54in H Mid-Rail Fence Gate Kit	1716808
<input type="checkbox"/>	Fence Panel Attach Kit	1716847
<input type="checkbox"/>	22.5° Fence Panel Attach Kit	1716845
Used to make one 45° angle		

WHITE

QTY	ITEMS NEEDED	SKU
<input type="checkbox"/>	48in H x 6ft W Fence Panel	1716817
<input type="checkbox"/>	48in H Surface Mount Post Kit	1716832
<input type="checkbox"/>	48in H Buried Post Kit	1716831
<input type="checkbox"/>	48in H Fence Gate Kit	1716819
<input type="checkbox"/>	54in x 6ft Mid-Rail Fence Panel	1716816
<input type="checkbox"/>	54in H Surface Mount Post Kit	1716835
<input type="checkbox"/>	54in H Buried Post Kit	1716820
<input type="checkbox"/>	54in H Mid-Rail Fence Gate Kit	1716834
<input type="checkbox"/>	Fence Panel Attach Kit	1716849
<input type="checkbox"/>	22.5° Fence Panel Attach Kit	1716850
Used to make one 45° angle		

BRONZE

QTY	ITEMS NEEDED	SKU
<input type="checkbox"/>	48in H x 6ft W Fence Panel	1716837
<input type="checkbox"/>	48in H Surface Mount Post Kit	1716842
<input type="checkbox"/>	48in H Buried Post Kit	1716844
<input type="checkbox"/>	48in H Fence Gate Kit	1716839
<input type="checkbox"/>	54in x 6ft Mid-Rail Fence Panel	1716836
<input type="checkbox"/>	54in H Surface Mount Post Kit	1716845
<input type="checkbox"/>	54in H Buried Post Kit	1716840
<input type="checkbox"/>	54in H Mid-Rail Fence Gate Kit	1716843
<input type="checkbox"/>	Fence Panel Attach Kit	1716848
<input type="checkbox"/>	22.5° Fence Panel Attach Kit	1716846
Used to make one 45° angle		

DON'T FORGET POST-TO-SURFACE HARDWARE AND/OR CONCRETE FOOTINGS

___ Posts X ___ per Post = ☐ Total Screws / Bags

ENHANCE YOUR
OUTDOOR
SPACE WITH
SOLAR LIGHTS!



**Solar 3in LED Post Cap
Perimeter Light**
3 Lumens, 3,000 Kelvin
P/N: LS045310 M
B=Black, W=White,
Z=Bronze

TOOLS RECOMMENDED FOR INSTALLATION



Cordless Drill
(hammer drill for concrete)



Level



Tape Measure and
Pencil



Safety Glasses



Bar Clamps



Miter Saw
(with nonferrous blade)



84-Tooth Nonferrous
Blade



3/16in Drill Bit



3/16in Masonry Drill Bit
(concrete applications)



5/16in and 5/8in
Drill Bits
(for LED Lighting application)



6in #2 Square Drive Bit

RECOMMENDED POST-TO-SURFACE HARDWARE

WOOD OR COMPOSITE DECKING

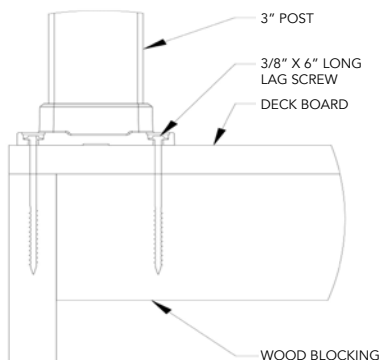


GRK® RSS™ 5/16in x 6in Grade C Yellow Zinc Washer Head Structural Screw

Residential applications only.
Available at Menards.

SKU: 2300203

Stocked in stores.



CONCRETE APPLICATIONS

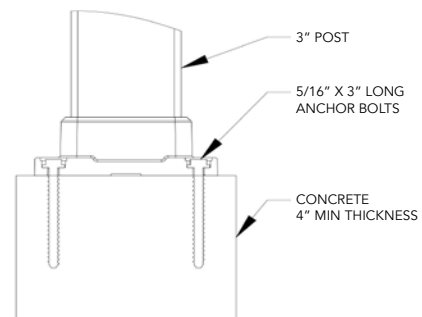


Tapcon® 5/16in x 3in Hex Washer Head Concrete Anchor

Residential applications only.
Available at Menards.

SKU: 2327302

Stocked in stores.



S=Stocked in Stores; D=Menards Distribution Center; M=Special Order